



LEADER INDUCTION HANDBOOK

For Leaders, Adults, Rovers and Venturer Scouts

FEELING SAFE - A MESSAGE FOR ALL ADULT MEMBERS

Everyone in Scouts, youth and adults alike, have the right to feel safe and be protected from abuse. No one is allowed to threaten, hurt or touch another person in a way that makes them feel uncomfortable, unsafe or afraid.

A Scout is respectful, and this applies to all interactions between all participants, youth and adult, at the Jamboree.

Youth Members have been advised that they can raise issues with Adults at Jamboree, and that any concerns will be taken seriously and treated appropriately. That message also advises Youth Members to escalate their concerns if not addressed (you must not discourage this).

If a young person chooses to raise a child protection issue with you, or if you observe something that causes you to be concerned that a young person is being abused or is likely to be abused, it is your role to:

- Stay calm and listen carefully to their concerns and be very supportive.
- Re-assure the young person that you understand their concerns and that it is not their fault.
- Make sure you allow the child to use his or her own words.
- Reassure the child that they have done the right thing by telling you.
- Make a report to CARL and to SAPOL if you conclude that child abuse has, is or is likely to occur.
- Let the child know exactly what will be happening next (even if you are not sure yourself) especially reinforce that he/she/they are now safe.
- Only ask open-ended questions.
- Raise the concern immediately to the AJ2019 IMC.(Incident Management Centre via the Incident Report Line)
- Manage the confidentiality of the person who has trusted you with this information by only sharing the information with the people necessary to support the young person.
- In conjunction with the IMC, provide the young person with a safe and private location (separate from the person in respect of whom they have raised their concerns) until the young person feels comfortable to resume their Jamboree experience, or otherwise.
- Immediately make a record of the disclosure or interview as soon as you have the opportunity.
- If you are not certain whether the issue raised is a 'child protection' issue you should immediately report to the IMC and follow the advice received.
- Be aware that a child protection issue can also arise between Youth Members (and not just between an adult and a child), these are to be treated in the same manner as above.

DO NOT

- Express shock, anger, disgust or distress in front of the young person.
- Discuss specific details of the matter over the radio network or other 'open' devices - if required, ask for the appropriate member of the AJ2019 IMC to come to your location.
- Try to investigate or solve the issue - the AJ2019 IMC will take the appropriate measures when they arrive and consult with the young person.
- Discuss the matter with others.

- Tell the young person that you can keep it confidential between you and them.
- Dissuade any young person from making a disclosure or reporting to the next level.
- Push the child into giving details.
- Speak with the alleged perpetrator regarding the disclosure or the concern – except in your efforts to make the child safe.
- Contact the parents yourself – especially if the parent is the alleged perpetrator - this communication will be managed by the AJ2019 IMC and SAPOL.

REMEMBER

- In accordance with the Jamboree Child Protection Procedure, where you believe a youth member is in imminent danger it is your responsibility to remove them from that danger and make them feel safe, you should then immediately:
 - Report to CARL 131 478
 - Report to SA Police on-site at the Jamboree (08) 7434 6188
 - Report to Incident Report Line (IMT Duty Officer) (08) 7534 6199
- The Jamboree retains responsibility for subsequently providing an incident report to the appropriate person at the relevant Branch Office.
- The flowchart on the next page shows the AJ2019 Child Protection Reporting Chain. The sequence of reporting shown is to be strictly adhered to.

AJ2019 Child Protection Reporting Procedure

YOU FORM SUSPICION, DIRECTLY OBSERVE, OR A YOUNG PERSON DISCLOSES, CHILD ABUSE – AS A MANDATORY NOTIFIER YOU ARE REQUIRED BY LEGISLATION TO REPORT THE MATTER TO CARL

SAPOL AND THE AJ2019 INCIDENT MANAGEMENT CENTRE (IMC) SHOULD THEN BE ADVISED IMMEDIATELY AFTER THE CARL ADVICE

YOU ARE APPROACHED BY POLICE OR DEPARTMENT FOR CHILD PROTECTION (DCP) IN RELATION TO ANY MATTER INVOLVING CHILD PROTECTION

You are to take IMMEDIATE steps to ensure the safety of the young person

Make your reports to:

1. **CARL 131478**
2. **SAPOL (08) 7434 6188**
3. **AJ2019 IMC (08) 7534 6199**

It is important to advise AJ2019 IMC so that the young person is protected, the alleged perpetrator is separated and that important stakeholders are informed

YOU ARE TO ADVISE THE AJ2019 INCIDENT MANAGEMENT CENTRE (IMC) IMMEDIATELY

AJ2019 IMC (08) 7534 6199

Do NOT confront the alleged perpetrator yourself unless you need to, to ensure the child's safety

THE AJ2019 IMC WILL:

- Ensure the young person is safe from harm or further harm (this may include talking with the child and understanding his/her wishes in the short term)
- In conjunction with the reporter, ensure the incident is reported to the South Australian Child Abuse Report Line (CARL) 131478 (if not already reported) and to the South Australian Police (SAPOL) representatives at AJ2019
- Consult with the Police in order to take decisions regarding the alleged perpetrator and the welfare of the young person(s).
- Ensure that the advice you receive from CARL regarding any action that the DCP intends to take and guidance on the welfare of the young person is shared with the IMC duty officer.
- Advise the Jamboree Chief Director; Camp Chief and AJ 2019 media liaison
- Advise the Host Branch
- Advise the visiting Branch Contingent Leader
- Advise Parents and make offers of assistance (of course NOT if the alleged perpetrator is a parent, in this case, seek advice from SAPOL).
- Provide follow-up counselling and administrative assistance

The AJ2019 IMC notification of incident will be provided to the Host Branch and Branch Contingent Leader as soon as possible.

The AJ2019 IMC will notify the parents of the young person(s) as soon as possible, and ensure that the appropriate support is provided as soon as required.

PERSONAL INFORMATION

Name

Jamboree Registration Number

Sub Camp

Jamboree Troop

Home Troop

1. VERSION CONTROL

Version	Change	Authorised	Date
1.0	Draft	Sandy Ellis (D/Director Admin)	1/10/2018
2.0	Draft	Warren Goodall (D/Director Site Safety)	25/11/2018
2.1	Draft	Warren Goodall (D/Director Site Safety)	27/11/2018
2.2	Draft	Kathrine Hastwell (Director Marketing and Communication)	27/11/2018
3.0	Final	Kathrine Hastwell (Director Marketing and Communication)	28/11/2018

2. TABLE OF CONTENTS

1. VERSION CONTROL	Error! Bookmark not defined.
2. TABLE OF CONTENTS	7
3. INTRODUCTION	9
4. CONTACT DETAILS	10
5. MESSAGE FROM THE CAMP CHIEF	11
6. EMERGENCY INFORMATION AND PROCEDURE	12
7. SAFETY & SECURITY	12
8. WORK HEALTH & SAFETY	12
9. WHITE LEVEL INSPECTIONS	12
10. FIRE	13
11. FIRST AID AND MEDICAL	13
12. MEDIA COMMENT	14
13. SOCIAL MEDIA	14
14. TRAFFIC	14
15. CODE OF CONDUCT	14
16. CHILD PROTECTION	15
17. IDENTIFICATION	16
18. ABSENCES FROM CAMP	17
19. DISPUTE RESOLUTION	17
20. DAYS OFF	17
21. CRIME	17
22. BULLYING	17
23. KNIVES	17
24. DRONES	17
25. TOBACCO, ALCOHOL AND DRUGS	18
26. SUB CAMPS	18
27. FINDING YOUR WAY AROUND	18
28. VENTURER SCOUTS AT THE JAMBOREE	18
29. PARKING	18
30. SPECIAL NEEDS	19
31. PHONES	19
32. SHOPS	19
33. SOUVENIR JAMBOREE NEWSPAPERS & DVD	19
34. WEBSITE	19

35.	INTERNET	19
36.	INTERNATIONAL SCOUTING	19
37.	BANKING FACILITIES	19
38.	LAUNDRY.....	19
39.	LOST PROPERTY.....	20
40.	MEDIA	20
41.	RADIO ENTERTAINMENT	20
42.	ACCOMMODATION	20
43.	TENTS	21
44.	OVERCOMING HOMESICKNESS	21
45.	LIGHTS OUT	21
46.	ENVIRONMENT.....	21
47.	JAMBOREE TROOP ISSUE.....	22
48.	GAS CYLINDERS	22
49.	WASTE MANAGEMENT.....	27
50.	FOOD DISTRIBUTION INFORMATION	27
51.	TROOP GATEWAYS.....	28
52.	MEALS FOR LEADERS	28
53.	FOOTWEAR.....	28
54.	HEALTH AND HYGIENE.....	28
55.	JAMBOREE ISSUE.....	29
56.	PATROLS AND PATROL LEADERS	29
57.	DUTY PATROL.....	29
58.	DUTY TO SPIRITUAL BELIEFS	29
59.	LEADERS CLUB	30
60.	BADGE SWAPPING	30
61.	CELEBRATION /FUTURE SCOUT DAY.....	30
62.	HELP DESK	30
63.	GETTING YOUR BEARINGS.....	31
64.	PROGRAM OVERVIEW.....	33
65.	TROOP ACTIVITIES.....	36
66.	LEADER TOURS	37
67.	LEADERS EVENTS	39

3. INTRODUCTION

The Leaders Induction Handbook is provided to help you prepare for your role in AJ2019 and as a reference tool for your site induction for the event.

While you should read the handbook thoroughly, the following sections should be considered a priority for your induction:

[Emergency Information and Procedures](#)

[Safety & Security](#)

[White Level Inspections](#)

[Traffic](#)

[Media Comments](#)

[Dispute Resolution](#)

[Code of Conduct](#)

[Child Protection](#)

[Tobacco, Alcohol and Drugs](#)

[Drones](#)

[Fire](#)

[First Aid & Medical](#)

[Identification](#)

[Gas Cylinders](#)

4. CONTACT DETAILS

MAIL

All incoming mail should be addressed to:

Your full name

Your Troop Number

25th Australian Jamboree,

PO Box 40

TAILEM BEND SA 5260

Sender should include a return name and address.

PHONE NUMBERS

The Jamboree phone number is:

General Enquiries: (08) 7534 6000

Incident Report Line: (08) 7534 6199

WEBSITE ADDRESS

<http://aj2019.com.au>

5. MESSAGE FROM THE CAMP CHIEF

On behalf of the South Australian Branch I warmly welcome you to the 25th Australian Jamboree being held at The Bend Motorsport Park in the beautiful state of South Australia!

A Jamboree is a unique experience in the life of both a Scout and Leader. Youth Members will form Patrols with Scouts from your state, make new friends with Scouts living throughout Australia and meet international Scouts from over thirty countries. You will have the opportunity to share your Scouting experiences with them and they with you. You will discover our world is smaller and more accessible because you are a Scout. You will have experiences that both challenge and excite, opportunities to share regional cultural differences and develop a greater understanding of the world in which you live.

A Jamboree is an opportunity for Leaders to make a lasting impression on Scouts, influence the choices Scouts make and better prepare your Scouts to become good citizens and community Leaders both now and in the future.

South Australia is by far the smallest Branch to host a Jamboree. To do so successfully, South Australia has long had a successful record of innovation regarding Jamboree program and event management. We know you will agree that this Jamboree will fulfil the developmental requirements for all Scouts attending and lead many to make a life-long commitment to Scouting for both Scouts and Leaders. This book will provide you with information regarding the Jamboree, what adventures await on-site and off-site, assist in ensuring you are prepared to stay safe, have the correct gear to ensure you are comfortable and well-prepared for an extended camp and provide a guideline for both Scouts and Leaders that promotes a common understanding of Jamboree requirements.

Remember to - be prepared, be ready for adventure and be ready to have FUN!

I look forward to seeing you. Make sure to say g'day when you see me as I travel around the Jamboree.

HARRY LONG

AJ2019 Camp Chief

Chief Commissioner – SA Branch

6. EMERGENCY INFORMATION AND PROCEDURE

EMERGENCY SIREN

The campsite is equipped with an Emergency Siren which, in the event of a major emergency, will be sounded. Upon hearing this signal all participants should, if safe to do so, return to their troop site immediately and follow any instructions given.

Your role as a Leader is to support the Youth Members and follow the directions of the Jamboree Executive.

The Emergency System will be tested daily at 0830. It is also a subtle reminder that Youth Members should be on their way to the activity sites.

EMERGENCY ALERT

- “Beep! Beep! Beep!”
- All on-site personnel return to the troop site and await instructions from Troop Leader. Service Leaders and Day Workers should marshal at Sub Camp F “Thiele”

EMERGENCY EVACUATION

- “Whoop! Whoop! Whoop!”
- Follow directions of your Troop Leaders and Emergency Personnel
- Do not take personal items unless told you may do so
- Proceed safely and calmly with your troop as directed

EMERGENCY ALL CLEAR

- Verbal announcement
- Follow the directions of your Troop Leaders – return to normal activities

7. SAFETY & SECURITY

Safety & Security Leaders, and Police Officers, are responsible for site security and safety. Please follow their instructions. Look after your own valuables and store them in your troop security box. All personal items should be marked with your name and troop number.

8. WORK HEALTH & SAFETY

Jamboree participants need to take reasonable care for their own health and safety, take reasonable care for the health and safety of others, and comply with any reasonable instructions, policies and procedure given by the Jamboree Organisers. Leaders are required to:

- Only use equipment with appropriate training and in line with the manufacturer’s instructions.
- Report any WH&S issues to their team Leader.

9. WHITE LEVEL INSPECTIONS

The implementation of the White Level Inspection strategy provides a level of confidence in the provision and maintenance of a secure Jamboree and in the integrity and safety of the site.

A White Level Inspection involves looking for any articles that are unusual, cannot be accounted for, or are suspicious within your normal work area. The people in the best position to conduct these inspections are those who know and work within the specific area.

Inspection areas are small areas, which can be quickly inspected by the Leaders who usually work there, e.g. troop site, activity area or service area. These areas should be of a manageable size.

White Level Inspections should be undertaken:

- each day upon arrival at your designated area
- when instructed to do so by the Jamboree Executive
- in response to increases in threat levels

When conducting a White Level Inspection visual checks should be made of:

- the route to and from your designated area
- the work area
- all storage areas within the inspection area.

Once this is done, normal work commences.

If a foreign item is identified which is either hidden, obviously suspicious or is not a typical item found in that area, report it to your team Leader and do not attempt to move the item.

10. FIRE

Each troop will be issued with 2 x buckets, they are to be kept full of water and only used in case of fire. Each troop will also be supplied with a small ABE Fire Extinguisher and an Emergency Fire Blanket.

11. FIRST AID AND MEDICAL

Each Jamboree Troop must supply their own First Aid kit. For a list of recommended contents refer to the Safe Work Australia "[First Aid in the Workplace – Code of Conduct, 2012](#)".

First Aid contact points are located at each Sub Camp and adjacent to some activities.

All Leaders, and in particular the Troop Welfare Leader, must keep a close watch on all Scouts regarding good health, specifically related to possible dehydration, hygiene and cleanliness to prevent gastric upsets and homesickness. A collection of Health Tips factsheets has been prepared for use with your Scouts on a range of health, hygiene and safety topics. The fact sheets have been distributed by the contingents.

The Jamboree Medical Centre will have morning, afternoon and evening sessions and a doctor will be available 24 hours a day. There are emergency facilities for major accidents and sudden illness. Severe cases may be transported to a nearby public hospital. If you have lost or forgotten your regular medication, you may have to purchase more at a pharmacy in Tailem Bend or Murray Bridge, at your own expense.

Be sure to bring enough supplies of all your regular medicines to last through the Jamboree – even things you only need occasionally, like asthma puffers, paracetamol and antihistamines.

Ask your pharmacy to "Webster Pack" any regular tablets.

In line with day to day Scouting activities, all accidents and illnesses should be treated by the section Leaders. If additional assistance is required you should report this to your team Leader. A First Aid Base is located in The Allawah Wall and mobile teams will be located throughout the site.

Any incident requiring more than basic first aid should be reported in line with your Branch and Scouts SA procedures.

12. MEDIA COMMENT

Access to the Jamboree site by members of the media will be managed by the AJ2019 public relations team. Leaders are not permitted to make any comment to the media unless specifically authorised to do so by the Jamboree Media Team.

It is Scouts Australia policy that only a small number of people authorised by the Chief Director are to make media statements on behalf of the Jamboree.

13. SOCIAL MEDIA

Please be respectful to other participants of AJ2019 when posting images on line. Always get permission to use an image, with particular reference to Youth Members.

- Do not take or share inappropriate images of any person
- Do not take camera devices into bathrooms or changing areas.

Please refer to Scouts SA Social Media Policy available on the Jamboree website or at the Administration tent in the Allawah Mall.

14. TRAFFIC

All roads and related road areas within the Jamboree Home site have a 5km/h speed limit. Delivery vehicles will be moving on and off-site as far as possible when Scouts are not walking about. Private vehicles are not allowed on site and there will be a minimum number of official vehicles with Transport Tags according to their purpose.

15. CODE OF CONDUCT

The Scout Law is the law of the camp. You are also expected to behave according to the Code of Conduct for Adults in Scouting. Inappropriate adult conduct should be reported to your Contingent Headquarters.

This Code of Conduct is expected of all Adults, Members and Associates, uniformed and non-uniformed, who work within the Movement, recognising that they should act responsibly and exercise a Duty of Care at all times.

1. Adults in Scouting respect the dignity of themselves and others.
2. Adults in Scouting demonstrate a high degree of individual responsibility, recognising that their words and actions are an example to other members of the Movement.
3. Adults in Scouting act at all times in accordance with Scouting Principles, thereby setting a suitable example for all.
4. Adults in Scouting do not use the Movement to promote their own beliefs, behaviours or practices where these are not compatible with Scouting Principles.
5. Adults in Scouting act with consideration and good judgement in all interpersonal relationships both inside and outside Scouting.
6. Adults in Scouting respect everyone's right to personal privacy at all times. They take special care where sleeping, changing of clothing, bathing and ablutions are associated with any Scouting activity.

7. Adults in Scouting avoid unaccompanied and unobserved activities with Youth Members wherever possible.

8. Adults in Scouting, for their own protection, should avoid potentially compromising situations by ensuring, where reasonably possible, that at least two adults are in attendance whilst supervising and/ or accompanying Youth Members.

It is recognised that in certain circumstances, it may be necessary for a Leader or Adult, whilst acting responsibly and exercising their Duty of Care, to be alone with a youth member.

9. Adults in Scouting are committed to providing a safe environment for Youth Members participating in the Scout Program, their parents or guardians and visitors.

That safe environment must be in accordance with Scouts Australia's policy of zero tolerance towards bullying, neglect, emotional, physical or sexual abuse of any kind.

Adults in Scouting recognise that abuse can take many forms and can be perpetrated through various mediums, including through technology, and will be alert to abuse in all of its manifestations.

10. Adults in Scouting must report any conduct seen or heard that does not comply with this Code of Conduct. Specifically, Adults in Scouting must report promptly any suspicion or allegation of child abuse of Youth Members in their care.

16. CHILD PROTECTION

AJ2019 Child Protection Reporting Procedure

Young participants have already been advised that they can raise child protection issues with Adults at the Jamboree, and that any concerns will be taken seriously and treated appropriately (this message is to be repeated and reinforced throughout the Jamboree). We have also advised participating Youth Members that if any of their communicated safety concerns have not been adequately addressed these can be escalated to another adult (you must not discourage this). This additional avenue is also to be reinforced in all safety briefings.

Legal Requirement.

Every participating adult is required to make a report if he/she reasonably suspects, sees, or receives a disclosure from a survivor for all cases of child abuse in South Australia as if the adult is a 'Mandated Notifier' under the Children's Protection Act 1993. This means you have a legal responsibility to report any concerns that you may have regarding child abuse directly to the Child Abuse Report Line (CARL) which is a unit of the Department for Child Protection (DCP) in South Australia.

South Australia Police (SAPOL) will be on-site at Tailem Bend for AJ2019. SAPOL is to be advised in addition to CARL as a priority. Additionally, you are required to make the report to the Operations/Duty Officer at the AJ2019 Incident Management Centre (IMC) to ensure the ongoing safety of the young person and for the IMC to advise other important stakeholders. The report to CARL is a Legislative requirement and must take priority over all other notifications.

Reporting Process and Actions.

If a young person chooses to raise a child protection issue with you, or if you observe something that causes you to be concerned that a young person is being abused or is likely to be abused, it is your role to:

- Stay calm and listen carefully to their concerns and be very supportive

- Re-assure the young person that you understand their concerns and that it is not their fault
- Make sure you allow the child to use his or her own words

Under no circumstances should you confront or communicate with the alleged perpetrator.

If you form a suspicion that child abuse has or is likely to occur, or you see child abuse, or it is disclosed to you, YOU MUST:

Ensure that the youth member is not in immediate harm

- Report to CARL 131 478
- Report to SA Police on-site at the Jamboree (08) 7434 6188
- Report to Incident Report Line (Duty Officer) (08) 7534 6199

Manage the confidentiality of the person who has trusted you with this information by only sharing it with the people necessary to support the youth member.

If you make such a report directly, you are to also advise the Duty Officer of the report being made to CARL or SAPOL. If you are in doubt, you are to consult with the Duty Officer for advice immediately.

The Duty Officer will:

- Ensure the young person is safe from harm or further harm (this may include talking with the child and understanding his/her wishes in the short term)
- In conjunction with the reporter, ensure the incident is reported to the South Australian Child Abuse Report Line (CARL) 131 478 (if not already reported) and to the South Australian Police (SAPOL) representatives at AJ2019 on 08 75346188
- Consult with the Police to take decisions regarding the alleged perpetrator and the welfare of the young person(s)
- Advise the Jamboree Chief Director; Camp Chief and AJ 2019 Media Liaison
- Advise the Host Branch
- Advise the visiting Branch Contingent Leader
- Advise Parents and make offers of assistance – however, in circumstances where the alleged perpetrator is a parent, it is important that the parent(s) is/are not advised. Advice must be sought from CARL, SAPOL and the IMC Duty Officer in these circumstances
- Provide follow-up counselling and administrative assistance

17. IDENTIFICATION

Jamboree members MUST wear their identification tags at all times. If you lose your ID advise your Contingent HQ. Anyone not wearing an identification tag may be removed from site.

Unaccompanied visitors to the Jamboree should have ID tags, so if you see someone on site without ID please advise the nearest Safety and Security Leader (wearing a yellow vest). The only exception to this will be those visiting the site on Celebration Day (Visitor's Day and Future Scout Day), who will be given specific wristbands.

Scouts will not be able to participate in activities without their ID tag. Scouts are to go to their Contingent HQ for replacement tags. Temporary ID Tags will be available at the Information Centre to allow Scouts off-site if an ID Tag has been lost overnight. Temporary ID Tags must be returned to Admin on return to the Jamboree Site. The Scout must then go to their Contingent for a replacement ID Tag.

Scouts may tuck their ID tag inside their shirts to avoid others grabbing it and to keep it safe whilst participating in activities. Scouts must display their ID tag when requested to do so by Leaders, Safety & Security Leaders or Emergency Services personnel.

18. ABSENCES FROM CAMP

It is Jamboree policy that Youth Members cannot separate or leave the Jamboree (including on-site or off-site activity locations) without the approval of their Contingent Leader. This is irrespective of any documentation or suggested authorisations from anyone else.

Under no circumstances are Youth Members, including Venturers, permitted to go to the OTR facility located next to the Jamboree site.

Leaders who leave camp should ensure their whereabouts and return timing is known by other Leaders.

19. DISPUTE RESOLUTION

If a dispute occurs it is expected that in most instances it will be resolved locally with confirmation of the resolution sent to the Contingent HQ and the JEC HQ.

Where the issue needs to involve another party, then the Dispute Resolution Process advised to Contingents should be put into action. However, most issues will not need to escalate beyond Contingent level. The Contingent Welfare Officer has a key role to play in these circumstances.

If required, Contingents may refer disputes to the Welfare Liaison Team at the Administration Office.

20. DAYS OFF

It is anticipated that every Leader will receive two full days off during the Jamboree; some Leaders may choose to have 1 full day and 2 half days. This should be coordinated by your Team Leader.

Time off is when you are not rostered on to work at your service job or to perform your duties with your troop. Where this is possible you are encouraged to make full use of these days to rest and recharge your batteries and to enjoy the Jamboree experience for yourself. Refer to "Leader Tours."

21. CRIME

Crime will be reported to the Police and dealt with under SA State law as required.

22. BULLYING

Bullying is not to be tolerated and any reports or suspicions of bullying must be dealt with promptly, and also reported to your Welfare Leader.

23. KNIVES

Within SA the possession, in public, of a knife or blade of any description can lead to an arrest. Scouts are not to bring a knife, other than a cutlery item and kept with their eating utensils, to Jamboree. Leaders must have a specific reason to carry any form of knife in public, the law requires them to have a reasonable justification (proof of which lies on the person) to carry a knife.

24. DRONES

We are operating an aerodrome at the Jamboree site. In accordance with Civil Aviation Safety Authority (CASA) rules, flying a drone is prohibited within 5.5km of an operational aerodrome.

AJ2019 requires that unauthorised drones are not to operate from the Jamboree site or within 5.5km of the aerodrome. For more information, please refer to the CASA guidelines on flying drones.

25. TOBACCO, ALCOHOL AND DRUGS

Any Scout who has or uses tobacco, alcohol or illicit drugs at the Jamboree will be sent home at their own expense.

SA law does not provide for personal use allowances for illegal drug possession; any amount could lead to an arrest. Please be aware that police dogs may be on the property during the Jamboree.

All buildings, tents and marquees and other Jamboree sites are total non-smoking areas. Smoking is prohibited for Scouts. Adults must only smoke in the designated smoking areas. Cigarette butts should be disposed of responsibly.

26. SUB CAMPS

There are 6 camping grounds reflecting famous explorers and influencers of Australia where you can make “Friends for Life” (the Jamboree theme).

Numbers, names have been allocated to each sub camp.

SUB CAMP	TYPE	COLOUR	ANIMAL MASCOT	HABITAT
A: Sturt	Troops	Red	Cod	River
B: Mawson	Troops	Yellow	Penguin	Antarctic
C: Flinders	Troops	Blue	Orca	Ocean
D: Strzelecki	Troops	Green	Numbat	Mountain
E: Burke & Wills	Venturers	Orange	Lizard	Desert
F: Thiele	Service Leaders	Purple	Pelican	Coorong

27. FINDING YOUR WAY AROUND

Like all Jamborees, the Scouts will quickly learn their way around; much quicker than most Leaders. On the first day, get your PLs to spend some time making sure their Patrols know the basics, including how to get “home” to your campsite. In particular, work out the fastest route to the bus terminal as you’ll need to know that on the first morning.

28. VENTURER SCOUTS AT THE JAMBOREE

Venturers have paid to work as Junior Service Leaders at AJ2019, and as such should be treated as adults at all times (with the exception of access to the Leaders Club).

Venturers will be accommodated in their own Sub Camp – “Burke & Wills” and will work on a variety of activities throughout the Jamboree to promote the Venturer Section to Scouts.

Venturers will have their own off-site activity program for their rostered day/s off. This will be managed by the Venturer Sub Camp team. One of their days off will include Celebration Day, where they will be encouraged to participate and interact with the Scouts.

29. PARKING

Private vehicles are not allowed in the main site during the Jamboree. If you are travelling to the Jamboree by private vehicle, a car park is provided outside the south eastern end of the site. Entry can be obtained via Jerusalem Drive next to the OTR service station on the Dukes Highway, then follow signage past the roundabout to the Jamboree carpark. Entry to the Jamboree site is then available via the Main Gate.

30. SPECIAL NEEDS

Special needs facilities are available at Sub Camp A.

All Jamboree activities are designed to allow all Scouts to participate. If you need assistance, ask any of the helpful Leaders at your Sub Camp HQ.

31. PHONES

Public phones are located in the Allawah Mall. For information on how to use them to ring anywhere within Australia, signage will be displayed. For any other options please contact your Contingent.

32. SHOPS

Yes, there will be some shops on the Jamboree site. There will be a Jamboree Supermarket with items to save the day if you have forgotten your toothbrush or spare batteries and shops to supply you with that essential can of soft drink and snack. The Scout Outdoor Centre will also be located on site.

EFTPOS facilities will be available at the General Store and the Scout Outdoor Centre. Cash withdrawals of up to \$20 may be made with any \$10 purchase.

33. SOUVENIR JAMBOREE NEWSPAPERS & DVD

You will be able to order a copy of the souvenir AJ2019 Video and JAM Daily bound souvenir edition newspaper through the AJ2019 website prior to the Jamboree. You will also be able to order this during the Jamboree from the Media Centre (Located in the Allawah Mall).

34. WEBSITE

The Official AJ2019 Website is: <http://AJ2019.com.au>

Check out the website before you arrive at AJ2019 and tell friends and family to keep up with events during the Jamboree. Daily electronic versions of the JAM Daily, Image Libraries and JNN Video, JNN You Tubes and JNN FM podcasts will be frequently added to the website.

35. INTERNET

The Jamboree Internet Café is in the Allawah Mall.

36. INTERNATIONAL SCOUTING

The Jamboree is an official WOSM event and will be attended by a number of international participants. There is an International Hub in the Allawah Mall where you can visit and experience activities of an international flavour.

Please show true Australian hospitality and make our overseas guests welcome. Actively encourage Scouts to mix with international Scouts and their Leaders.

Youth attendees can use the internet café for one hour each day at no charge. To use the free Wifi, logon to AJ2019 and enter your Jamboree ID

The Leader Business Centre is located at Sub Camp Thiele (Service Leaders) marked L on the map.

37. BANKING FACILITIES

There will be 2 ATMs located in the Allawah Mall.

38. LAUNDRY

Washing machines are not provided in Troop Lines but Leaders are able to access laundry facilities in the Service Leaders Sub Camp.

39. LOST PROPERTY

Scouts are encouraged to hand all property found to their Leader. Scouts are to check with their Leader first for lost property, then with the Jamboree Information Centre. All personal items, including clothing should be marked with your Jamboree Troop Number and name for easy identification. Identifiable lost property will be delivered to sub camps once a day.

40. MEDIA

The Marketing Directorate's newspaper and media centre is centrally located in the Allawah Mall.

Internal on-site Jamboree media include the JAM newspaper which is delivered each day of the Jamboree. A souvenir bound edition of every edition of JAM daily is available to order via the AJ2019 web store, for delivery to you following the Jamboree.

AJ2019 public relations will coordinate a public relations program with local and national print, radio & television media, promoting the event and scouts to the wider community.

All external media agencies will be managed by the AJ2019 Public Relations Team, in conjunction with our external public relations company Foster Hill PR. All external media enquiries should be made via the contacts on the Jamboree website www.AJ2019.com.au. A Media Information Kit is also downloadable from the website.

The events of the Jamboree may be followed by those at home on the official public Jamboree web site – AJ2019.com.au – which will be updated daily. Also, the action can be followed on our official AJ2019 Facebook page and other social media channels, go to the AJ2019.com.au website for more details.

JAM DAILY PAPER

The daily JAM newspaper will provide all the latest information, updates and pictures of the day's events and what's coming up throughout the Jamboree. This will be delivered early in the morning to each Sub Camp, Contingent HQ and other selected locations.

Missed out on a copy? You can come to the media centre and get a copy or order your souvenir copy.

Leaders and youth are invited to provide content via the JAM media centre and the youth engagement area. Directions on how to submit and save stories and photos will be available. Each day's edition will be available for download on the AJ2019 website.

41. RADIO ENTERTAINMENT

Bend FM Radio – is conveniently located in The Allawah Wall, and will be available for song selection, news updates, Jamboree highlights and information as well as competitions. It will be On Air 24/7 – broadcasting live from 0600 until 2100, with continuous music through the night for the many service Leaders working through in various support areas.

42. ACCOMMODATION

All Leaders and adult supporters will be accommodated under canvas, either in the troop lines or in the Service Leaders Sub Camp Thiele. Trailer or camper vans will be only be permitted on the Jamboree site upon written application to the AJ2019 Camping Director. These have to be self-sufficient and will not have a water or power connection supplied. No generator-sets will be permitted. These will not be allowed on the troop lines.

43. TENTS

Male tents are for men. Female tents are for women. No exceptions.

44. OVERCOMING HOMESICKNESS

Homesickness, or separation anxiety, means a Scout misses their family, friends, pet, house, even their neighbourhood; things in life that are comfortable and familiar. In fact, for some, any time a person is away from home even for just one night, it can be tough.

NEVER suggest that they can go home. The phrase 'If you don't like it you can go home' causes problems. There are better ways of supporting your Scouts and helping them grow.

FUN is at the top of the list of homesickness cures. The more fun and activity you keep Youth Members busy with, the less they will feel homesick. So, as a Leader keep your Scouts busy and for the first few days discourage them lying around, texting, playing electronic games or going off to their tent alone. Remember, be positive and firm.

INVOLVE THE PATROL. Take the Patrol aside and explain to them how sad one of their members is feeling. Encourage the Patrol to engage the homesick child in activities, maybe make them a Leader in a game. The Patrol system is integral to the Scouting section. The Patrol should form the support structure for each member and as such, provide 'security'.

Limit telephone calls home if possible. Parents/guardians starting to worry about youth doesn't help. Going home is not an option. True, there is no place like home and being homesick (away and missing the things you know and where you feel comfortable and familiar) is not much fun, but if it happens at all, it normally only lasts one or two days and it is a great help to the child's personal development by learning ways of beating it.

If concerned ask for support from your Welfare Leader or Camping Ground office.

45. LIGHTS OUT

There's a site curfew of 2200 hrs (10pm), so everyone needs to be back in camp by then. Lights out is at 2230 hrs (10:30pm) for all troops.

46. ENVIRONMENT

The 25th Australian Jamboree is being held at The Bend Motorsport Park, which is home to a 7.7kilometre motor racing circuit at Tailem Bend, South Australia, 100 kilometres south-east of the state capital, Adelaide. The property is set in an area of limestone mallee and is used for major events during the year. Water supply comes directly from the potable mains water, is unfiltered and is chlorinated.

Sullage points are provided throughout the camping ground. They should be used carefully, and any problems reported immediately. As this is a pumped system it is important to ensure that all waste water from the troop sites in the sub-camp is strained prior to discharging into the points provided.

As Scouts, we are committed to minimum impact on the environment. You can help by making sure that all waste is disposed of in the bin behind the food distribution points and The Allawah Wall.

We have a responsibility to look after The Bend Motorsport Park and its natural environment. Leaders are requested to assist with environment protection.

47. JAMBOREE TROOP ISSUE

A full list of the equipment which is available on the Jamboree website. The following equipment must be returned at the end of the Jamboree:

- 1 Waste Bin (27 litres)
- 1 Organic Waste Bin (27 litres)
- 1 Large Esky (cooler) or 2 smaller eskies (160L/80L litres)
- 2 - Gas Bottles (9 kg, female PO1 fittings).
- 2 Water Coolers (13 litres)
- 2 Plastic Crates (48 litres)
- Unused Fire Blanket
- Unused Fire Extinguisher
- 2x Metal Buckets

Note: Only Jamboree gas bottles will be refilled, not private bottles. There are to be no gas lights.

48. GAS CYLINDERS

AJ2019 will be using Swap'n'Go gas cylinders. Specific instruction and induction will be made available for appropriate Leaders in line with South Australian Legislation. The following information forms part of that induction. You may NOT bring your own gas bottles.

All Swap'n'Go cylinders have a sticker to indicate they have been filled and tested for leaks prior to use.

These infographics will be on your gas bottle and in the swap and go area.



PETROLEUM GASES, LIQUEFIED UN 1075


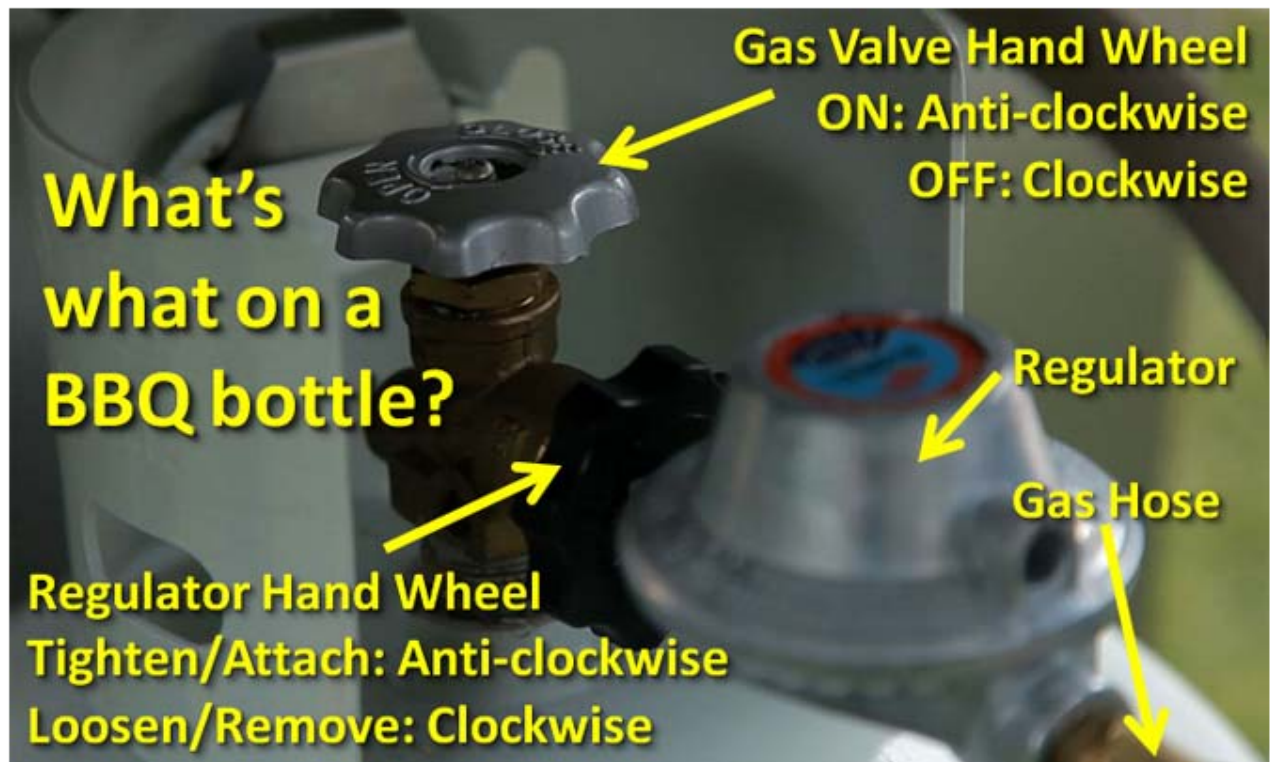
8.5kg NET

Elgas Ltd. ACN 002 749 260
10 Julius Avenue, North Ryde NSW 2113
24 Hour Customer Service Number 131 161
Refer to Safety Data Sheet available from
www.swapngo.com.au
IN AN EMERGENCY DIAL
(000) FOR POLICE OR FIRE BRIGADE
1800 619 763 FOR ELGAS



- Extremely flammable gas
- Contains gas under pressure; may explode if heated
- Keep away from heat/sparks/open flames/hot surfaces – no smoking
- Leaking gas fire: do not extinguish, unless leak can be stopped safely
- Eliminate all ignition sources if safe to do so
- Store in a well-ventilated place
- Only use equipment compatible with contents and pressure
- Close valves when not in use





Bottle Fault Tags will be supplied to allow the cylinder to be quarantined and allow for inspection.

 BOTTLE FAULT TAG	
Date _____	Size _____
Customer No. _____	
Customer Name _____	
Suspected Fault _____	
Test Result _____	
<div style="writing-mode: vertical-rl; transform: rotate(180deg);"> BOTTLES WILL BE PROCESSED AT OUR PLANT FOR INFORMATION ON RESULTS PHONE: 1300 652 003 </div>	

In an Emergency dial (000) – for Police and Fire Brigade

On-site Jamboree – Contact 08 7534 6199

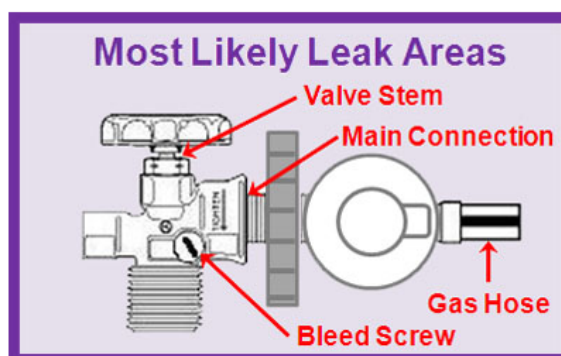
Elgas - 1800-819 783

Elgas – Nick Zervas – 0417 093 984

Procedure for Connecting BBQ Cylinder

1. Check hose condition and cylinder for any damage or leaks.



If hose shows signs of damage (eg splits / cracks) do not connect to the gas cylinder and replace the hose.




2. Check that the O-ring or rubber hood are attached to the end of the brass fitting on the regulator and are in good condition.

Ensure the fitting is clean and free from dirt.



<p>3. Keep the cylinder in an upright position and connect the brass fitting to the cylinder by tightening in an anti-clock wise motion until tight.</p>	
<p>4. Make sure all controls on the BBQ or appliance are switched off.</p> <p>Open the valve on the cylinder and check for leaks by spraying soapy water on the hose and fittings. If bubbles appear, re-check fittings are tight as this indicates a leak.</p> <p>Note: Ammonia can be present in some soaps and detergents and can react with brass fittings. At all times rinse after checking for leaks with fresh water.</p>	
<p>5. If a leak is found or you can smell gas, turn the cylinder valve OFF.</p> <p>Replace the faulty hose or fitting before re-connecting the cylinder.</p> <p>6. If a cylinder is leaking from the cylinder valve it needs to be placed in the designated quarantine area with a Bottle Fault Tag attached. Follow Gas Leak Without Fire Procedures where applicable.</p> <p>Advise the event organiser / manager.</p>	
<p>7. If no leaks are found, turn one burner on at a time and light with electronic ignition on the BBQ (or approved lighting method eg fire lighter.)</p>	

<p>8. While the BBQ or appliance is in use make sure the cylinder is kept in an upright position on a flat surface or in the manufacturers designated position for the storage of the cylinder.</p> <p>While in use make sure that all hoses are kept away from naked flames.</p> <p>Do not hang cylinder by the Hose.</p>	
<p>9. After use of BBQ or appliance turn off all controls – and turn the cylinder valve OFF.</p>	

Detaching Your BBQ Gas Bottle

If your BBQ bottle is empty, just follow these simple steps to detach and remove it:

1. Make sure the gas valve hand wheel is turned OFF (Clockwise)
 2. Detach the regulator by turning the regulator hand wheel clockwise (reverse thread).
- Be careful, as a small amount of gas remaining in the regulator and hose may be released when you detach the regulator.
3. Lift the empty bottle off the mounting hook or out of its holder/shelf (depending on your BBQ).
 4. Attach the replacement cylinder by following the Procedure for Connecting BBQ Cylinder.

GAS LEAK WITHOUT FIRE

The immediate priority is to stop or minimise the leak.

Follow the Site Emergency Plan which should include the following:

- Approach the leaking cylinder from an UPWIND direction
- Close all valves on the leaking cylinder if safe to do so
- Ensure that there are no sources of ignition within the affected area (eg hot water systems, cars with running engines, people smoking etc.)
- Isolate power at main switchboard (if applicable)
- Keep bystanders well away.

NOTE: A safe distance is difficult to detail as it is very dependent upon wind and site conditions.

The site should cover this issue as part of a safety toolbox meeting.

Disperse gas with water spray by directing the spray at the valve and the leak

If leak is uncontrolled, follow the instructions in the Site Emergency Plan

GAS LEAK WITH FIRE

The immediate priority is to stop or minimise the leak, and to prevent fire from impinging on other cylinders or buildings etc.

Follow the Site Emergency Plan which, besides the instruction to contact the emergency services and Elgas, should include the following:

- In an Emergency dial (000) – for Police and Fire Brigade – Jamboree Emergency Contact
- Approach the cylinder from an UPWIND direction.
- Close all valves on the cylinder if safe to do so.
- If fire continues but the flame does not impinge on the tank or any adjacent cylinder, DO NOT extinguish but control the fire taking these precautions.
- Phone fire brigade / Local Jamboree Personal -
- Keep the tops of cylinders cool with water spray, i.e. put water ONLY on the vapour space (the top) of the cylinders.
- Isolate power at main switchboard (if applicable).
- Keep bystanders well away. Remove other cylinders and flammable materials from the area.
- If flame impinges on the tank or any cylinder:
 - Attempt to extinguish fire with a dry powder extinguisher.
 - If fire is extinguished apply water spray to disperse leaking gas and attempt to close valves.
 - If the fire remains uncontrolled then the site emergency plan for evacuation should be followed.

NOTE: DO NOT re-use cylinders and equipment involved in a fire. These must be checked by Elgas or a cylinder test station as soon as possible.

49. WASTE MANAGEMENT

Effective waste management at the Jamboree is vital to health and well-being of all participants.

There are two waste stations available for Troops to dispose of waste and recyclables.

Waste stations are located:

- adjacent to Food Distribution Centre 1, on Woodward Track.
- adjacent to Food Distribution Centre 2, on Little Callitris Road.

Large bins will be available for disposal of the following waste types:

- general waste
- organic waste (food scraps)
- cardboard and paper
- deposit scheme recyclables (10c cans/bottles)
- dry recyclables (clean jars, tins etc.)
- batteries
- soft plastics

50. FOOD DISTRIBUTION INFORMATION

Duty Patrols will prepare food for the troop and their Leaders from supplies provided through their allocated Food Distribution Centre. Logistics will deliver the rations for each Troop to a Food Distribution Centre (FDC). Two sub camps will share one FDC. Deliveries will be at designated times

which will be advised; the duty Patrol will need to be at the FDC with their trek cart to receive their issue. Duty Patrols will select the items they require by “shopping” in the FDC using their provided shopping list.

Resupply of any additional items such as gas, milk, bread etc. will be available at the respective FDC. The Food Distribution Centre will also provide as required a resupply of initial start-up pack (pantry type) items and provide a service where reasonable requests for such supplements as herbs & spices can be provided. When ice cream is on the menu, it will be available at the FDC after the troop has finished dinner. Supplies of ice will be available at Sub Camp HQ.

Recipe and cooking ideas and directions are available in the catering handbook to be issued to each Troop.

Special dietary needs will be met by the Special Diets Team. Special dietary requirements must be noted on the AJ2019 Application Form to ensure that a special diet will be available. Troop Quartermasters should make early contact with their sub camp HQ to confirm any special diets.

Birthday cakes will be the responsibility of the Contingents, at their cost.

51. TROOP GATEWAYS

It is tradition that each troop should build a gateway to their camp site. Troop Leaders should consider what additional materials should be brought to Jamboree. There will be competitions for the best Gateways in each Sub Camp and overall. Ideas for gateway designs will be posted on the Jamboree website before the event and troops are encouraged to be creative. Gateways are not to impinge on the passageway between troops.

52. MEALS FOR LEADERS

Line Leaders will be catered for within the troop lines.

Service Leaders will take their meals in the Leader Catering Tent located adjacent to the Medical Centre on Rymill Road.

Service Leaders who are going off-site are to collect their lunch at the Leader Catering tent prior to departing.

53. FOOTWEAR

Closed footwear is to be worn at all times around the site. Sandals and thongs may ONLY be worn when showering.

54. HEALTH AND HYGIENE

Personal hygiene is critical in preventing illness. Make sure you set a good example by maintaining the highest possible level of personal hygiene. Ensure Scouts shower regularly and wash their hands with soap after visiting the toilet and before handling food. It is strongly recommended that youth (and adults) bring with them to the Jamboree a personal size pack of antiseptic hand wash.

Each toilet and troop will have a foaming soap dispenser, and a hand sanitiser. The use of hand sanitiser should be made compulsory by all attendees before meals. Hand sanitiser will also be placed around the site for your convenience.

Beware of the dangers of physical exhaustion, sunstroke and sunburn, and dehydration. Make sure you get sufficient sleep, wear sun protective clothing and use sunscreen, and drink lots of water to ensure your Jamboree experience is enjoyable and memorable.

Remember, the Jamboree is being held in the middle of summer, and temperatures can often reach the high 30s with high humidity levels.

55. JAMBOREE ISSUE

Included in the Jamboree fee for AJ2019 participants will receive

- 1 Jamboree Scarf
- 1 Jamboree Hat
- 1 Handbook
- 1 Jamboree Polo Shirt
- 1 Jamboree Woggle
- 1 ID Tag and Lanyard
- 2 Jamboree Badges
- 1 Lunch Box
- 1 Water Bottle

There will be a limited range of additional Jamboree Issue items available for purchase at the Jamboree Merchandise Store located in The Allawah Wall.

Contingents have souvenir clothing and badges for sale to their Members. Some may be supplied as a part of the overall contingent fee.

56. PATROLS AND PATROL LEADERS

A Patrol usually comprises six Scouts including the Patrol Leader. These may be any combination of boys and girls as arranged by Contingent and Jamboree Troop Leaders. All activities towards the Jamboree Award will be undertaken as a Patrol. It is the Patrol Leaders responsibility to know where the members of his or her Patrol are at any time.

57. DUTY PATROL

Each Patrol has up to two turns of being Duty Patrol to do their share in assisting in the smooth running of the Troop site.

The duties of the Duty Patrol include cooking for the entire Troop.

It is up to the Troop Leader to delegate tasks for each Duty Patrol on a daily basis under the supervision of a Duty Leader.

Once the Duty Leader has released the Patrol they are encouraged to participate in any unscheduled activities on the Jamboree site.

The Troop Program is available on the website.

58. DUTY TO SPIRITUAL BELIEFS

Duty to spiritual beliefs is an important part of the Jamboree program and troop life. The Duty to Spiritual Beliefs component of the program will be delivered as a Scouts Own in the troop with involvement and participation of the Youth Members. The Troop Leader is responsible for ensuring the Scouts Own occurs and is given some discretion as to the content and timing over the Jamboree as is appropriate to the members of the troop. To support the Troop Leader sample Scouts Owns will be available on the Jamboree Website prior to the Jamboree and from the Program Office at the event.

Special services will be available for some faiths and the details of these services will be advertised in the JAM Daily and in Sub Camps.

JAMBOREE PRAYER

From the corners of this Great South Land and beyond are we,

United by the vision of this great Jamboree.

The many gifts and talents gathered together,

May we use to share and bless each other.

Source of all wisdom, help us have an alert mind,

For safety, strength, with a heart that is kind.

In thanks let's celebrate the freedom to make friends for life,

May the friendships we form and the bond of scouting last forever.

59. LEADERS CLUB

Alcohol is banned on the Jamboree site and can only be purchased and consumed at the Leaders Club. Any alcohol that has been privately purchased on Leader tours must be surrendered to the Coordinator of the Leaders Club for the duration of the event, and may be claimed on Move Out Day at the conclusion of the Jamboree.

60. BADGE SWAPPING

Badge swapping is an integral part of the Jamboree experience. Remember to be fair and friendly and apply the rule of "one badge for one badge". Badges are not to be sold except in authorised shops, Contingent headquarters, Sub Camp Corner Stores and other authorised locations.

61. CELEBRATION /FUTURE SCOUT DAY

This Jamboree is the 25th Australian Scout Jamboree and we will be celebrating this milestone on Celebration Day. On Future Scout Day Saturday 12th January (as part of Celebration Day) thousands of Joey and Cub Scouts will be invading the Jamboree site to soak up the Jamboree experience and to learn more about the Scout Section. Please make them welcome and encourage them to continue their Scouting journey. Also, this will be Visitors Day when a number of family and friends who wish to visit will be able to do so, having already pre-registered.

62. HELP DESK

A Help Desk is available at the Information Centre marquee.

All Leaders can refer suggestions, queries and requests for assistance to the Help Desk if otherwise unresolved.

The Help Desk team will act quickly, where necessary, to solve problems and to provide assistance to Jamboree participants who need it.

63. GETTING YOUR BEARINGS

AJ2019 Jamboree Site



SERVICES

- Information
- Contingents
- Transport Hub
- Medical Centre
- First Aid
- Food Distribution 1
- Food Distribution 2
- Leader Catering
- Logistics
- Sites and Services
- Jamboree HQ
- Leader Business Centre
- Telephones
- Internet Cafe
- Youth engagement / Newspaper

ACTIVITIES

- Main Arena
- Radio Station/Mini Arena
- HiTech
- Trades
- Splat
- Wizz!
- Bang!
- Full Throttle
- Adventurous
- Jambo-Air

CAMPING

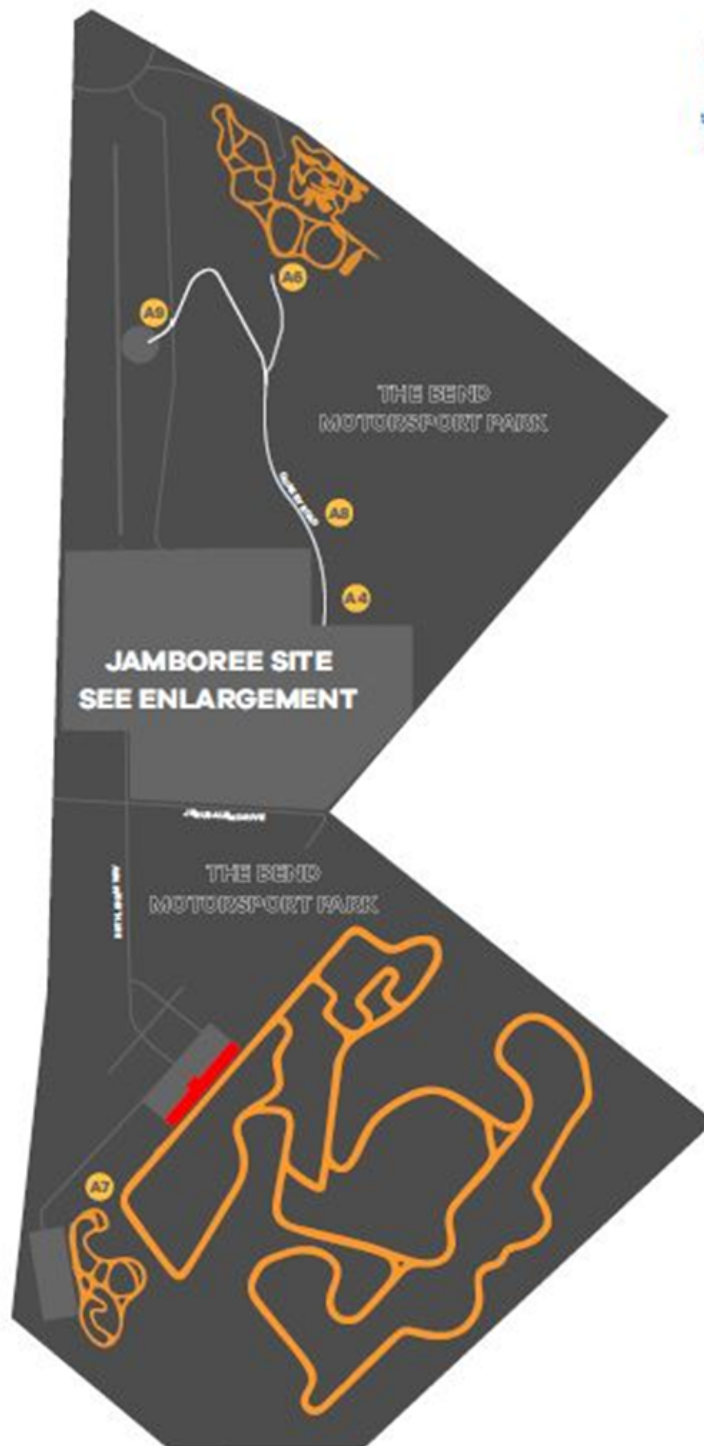
- Sturt
- Mawson
- Flinders
- Strzelecki
- Burke & Wills (Venturers)
- Thiele (Service Leaders)

OTHER

- Police
- Fire Services
- Waste Station
- Toilets/showers
- Parking



Site Overview Map



64. PROGRAM OVERVIEW

Youth Members will have the opportunity to participate in a wide range of fun and exciting activities. For specific program details refer to the Jamboree Youth Passport.

Please display the troop program prominently in the troop site. If Scouts do not turn up at their scheduled time they will miss out on the activity, it is not possible for them to attend at another time. If your troop does not have your program, please talk to your Sub Camp Leader where one can be arranged for you.

For Off-site activities, the troop has been divided into Patrols. Only one Leader from each troop is requested to attend to assist with supervision (Leaders will require a ticket to access the transport hub). On-site activities are programmed in Patrols and no Leaders are required. This has been done to assist the troop in its organisation getting to and from the activities and managing the responsibilities of duty Patrol and other free-time activities.

The allocation of Scouts into Patrols is handled within the troop and the Troop Leader will decide the Patrol numbers. For the program to work, once decided, the Patrols should remain set for the Jamboree. Otherwise Scouts may miss out on some activities. There is a space in the front of the Scouts Passport to record their Patrol number. This will be checked when they attend the on-site activities.

We strongly encourage the Troop Activity Leader to brief the Patrols on their upcoming activities and stimulate their interest in the day's activities. This is also an opportunity to ensure they have the correct clothing and gear for the day. The information following will assist in this endeavour.

The following table summarises the different activities offered within the AJ2019 program.

On-site Activities	Off-site Activities	Free Time Activities	Optional Elective
Bang!	Metromania	Allawah Mall	Full Throttle
The Cube	Woodhouse	JAM Video Activity Base	Jambo-Air
Whizz	Wet 'N' Windy	Contingent HQ's	
Hi-Tech		National Youth Program	
Splat		Multimedia Centre	
Trades			

THE LAST DAY

On the last day of activities (Sunday January 13th) Patrols will not be assigned to an activity but will get to revisit an activity site of their choosing.

In the morning session (From 9:00AM until Midday) all even number Patrols (2,4 and 6) will be accepted into on-site activities and in the afternoon session (From 2:00PM until 5:00PM) all odd numbered Patrols (1,3 and 5) will be accepted into on-site activities.

When not attending on-site activities, Scouts are encouraged to begin preparation to pack up their campsite, attend the Allawah Mall and ready themselves for closing ceremony and the massive evening of entertainment at the SouthAustralia.com arena.

To ensure activities can run safely only a certain number of scouts can be accepted into each site. The normal wristband selection process will be in place and Patrols should attend the activity site of their choosing prior to the start of the session to secure their position.

Patrols will not be allowed to change their mind after selecting an activity and will not be permitted to attend activities outside of the odd and even schedule.

Remember, AJ2019 is about working together as a Patrol to get the most out of your Jamboree experience. A key feature of the program is that it is impossible (almost) for a Scout to complete every single activity that is on offer throughout the Jamboree, there simply isn't enough time. You will have to work together, communicate, maybe even compromise at times to ensure the whole Patrol is having fun. You have a responsibility to be respectful, do what is right and most of all, believe in yourself!

PROGRAM ENQUIRIES

The Scout Passport contains the essential information for each activity and should meet the needs of the Scouts.

For enquiries, make your way to the Activity Information Centre located in the Allawah Mall.

The opening hours for general enquiries are 09:00 -12:00, 13:00 – 17:00

If you have Scouts with special needs and you are concerned about the suitability of the activity, please enquire via your contingent HQ for further details about the arrangements and alternative activities.

ACTIVITIES - PREPARATION

One of the major features of the AJ2019 program is that Patrols have a large input into what their program actually looks like. A part of this process is giving Patrols the opportunity to choose the activities they would like to complete within their allocated time at an activity site (both off-site and on-site activities).

People who arrive after the scheduled bus departure time may miss their activity, as the busses cannot wait for stragglers to arrive, the transport schedule is very tight.

This process will be managed via the distribution of a wristband which can be collected by following the process below:

Patrols should be aware of what their schedules look like for the following day and read the relevant section of the handbook to find out all they need to know about the activity site.

They will then have the opportunity to select their preferred choice of activities by arriving at either the activity site (on-site activities) or transport hub (off-site activities) at the stated wristband collection time (see activity section for time).

Once the wristbands are collected, each member of the Patrol must have this wristband placed around their left wrist.

This will then direct them to their appropriate starting activity for on-site activities, or the bus which they need to travel on for off-site activities.

Extra Information for Scouts

Medication: It is important all Scouts and Leaders requiring medication carry it to all activity sites. Activity staff do not have the medical details of participants and it is important that Scouts requiring medication are supported in an appropriate manner by a Leader, their Patrol or self-medication.

Lunches: Troops will be supplied with lunch packs, via the Sub Camps, which then must be taken to the off-site activities. Scouts should carry their own lunches in their backpacks as during the day's activities they may not be together as a troop at lunch time.

Water: Water will be provided at activities for Scouts and Leaders to ensure they drink enough fluids during the day. Keep a check on the fluid intake of your Scouts.

Extra Leader Information and Leader Responsibilities

Line Leader obligations to off-site activities: Only one-line Leader is required to accompany each Patrol to Metromania, Woodhouse and Water Activities. For Air Activities, Leaders are not able to participate but we request that a Leader escort the participants to the Jambo-Air airport on-site to assist with marshalling.

If required, carers are able to attend off-site activities, however, they must be registered as a carer with their contingent.

Supervision: All activities are well supervised. As long as Scouts stay together as a Patrol and follow all instructions there will be minimal risk to their safety. Activities will be completed as Patrols. If there is a specific behavioural issue, we suggest Leaders may wish to keep an eye on a Patrol but we stress that this is the Scout's activity and they should be allowed to operate as a Patrol.

PROCEDURE FOR BUS LOADING

Bus Bay Loading Information: The bus bay is a small area near Seeonee Square where you will be boarding buses to go to your off-site activities. Arriving on time with the correct gear is important to getting to activities on time.

Metromania, Woodhouse and Water Activities

These activities will be loaded from the main bus bay

- Organise the Patrols in the morning; make sure they have their lunches and all their gear for the day (use the check lists).
- Make sure Scouts make a toilet stop before getting to the bus bay. There are no toilet facilities available along the route.
- Get them to the bus bay on time.
- Everyone to have their ID tags ready to be scanned when boarding the bus.
- Move along the lines and you will be scanned as you board the bus.
- Assist with organisation for loading and unloading buses and ensure all Scouts are on the bus to and from the activity.
- Maintain responsibility for the safety and well-being of your troop members.

- Ensure activity Leaders are informed of any special requirements/safety issues (e.g. if a Scout can't swim and thus cannot canoe.)
- Look after and issue any prescribed medications for Scouts.
- Encourage Scouts to clean up after themselves and bring their own garbage back to The Bend.
- Encourage everyone to sit quickly by moving to the window seat and fastening their seat belt.
- You will be loaded in Patrols and more than likely will not be on the same bus as any other Patrols from your troop.
- Instructions on the activity will be played to Scouts on route.

EXTRA EXPERIENCE ACTIVITY ALLOCATIONS

Scouts attending the Jambo-Air and Full Throttle Activities have been advised a pre-allocated booking time for their activities. Coordinating with Contingents and Troop Leaders we have made every effort to allocate these times to coincide with a Patrol's Free Time/Duty allocation on the program to ensure that Scouts do not miss out on programmed activities.

EVENING ENTERTAINMENT

A variety of evening entertainment is being provided to suit the needs of our Scouts. The entertainment venues are all located close together, and include:

The Main Arena – with a different event on each night and host to the Opening and Closing Ceremonies, the Main Arena is the place to be.

The Mini Arena – the Mini Arena offers an exciting alternative to the big acts at the main arena including dance parties and the AJ's Got Talent competition.

In addition, Chill Out tents will be open in each sub camp for Scouts who would prefer a quieter evening.

Leaders should encourage Scouts to make the most of the evening activities on offer. Scouts must return promptly to their troop sites at the end of the evening's entertainment (10pm curfew, 10:30pm lights out).

The whole troop should stay together during the Opening and Closing Ceremonies. Scouts should not wander by themselves at night but should always be part of a Patrol (whether their 'normal' Patrol or an 'ad hoc' Patrol). Patrols should have Leader supervision at night.

65. TROOP ACTIVITIES

THANK YOU DINNER

Like all Scouting activities, AJ2019 wouldn't happen without the work of many volunteers. Here's your chance to say "thanks" to one of our volunteers by shouting them dinner. Simply find someone who has worked hard to make the Jamboree a success (who doesn't normally eat in the troop lines) and invite them to dinner. Perhaps make this even more special by issuing them with a formal invitation.

PATROL CHALLENGE

You have a couple of options to complete the Patrol Challenge:

Organise a meal swap with another Patrol – you have dinner with their troop, and they have dinner with yours. Make sure you organise this in advance and let your Troop Leader know what's going on so they are expecting some strangers in their midst (and can arrange to feed them).

The special Patrol challenge – challenge a neighbouring Patrol. Challenge them to what? How about a game of Cricket? Frisbee? Trivia Comp? Whatever... Make it last at least 30 minutes and spend some time getting to know your neighbours. Run the plan by Troop Council and agree on the rules. Struggling for ideas? Ask your Jamboree Troop Leader.

STREET PARTY

Want to make some new friends or just get to know your neighbours better? Then get your troop involved in the AJ2019 Street Party – held during the evening meal after Market Day!

Get together with your neighbouring troops and move your dining room into the street (if you are on a main road make sure emergency vehicles can get through on the road of course!). Then serve up your main meal at the same time and mix with your neighbours!

66. LEADER TOURS

BOOKINGS

Leader tour bookings can be made on-line or at the Information Centre in the Allawah Mall.

TOWN SHUTTLE

There is a free Murray Bridge shuttle operating every few hours. Please see the Information Centre for the timetable. No bookings are required.

HALF DAY TOURS

A bus will take Leaders to Murray Bridge/Woodside/Hahndorf for half day round robin shuttles. Some places of interest could include:

WOODSIDE - GASTRONOMIC TOUR – \$15.00

Melba's Chocolate Factory – Open 9:00am – 4:30pm daily. Visit to the factory to see chocolate making and purchase from their extensive range in the shop. Each person will then be able to redeem \$5.00 off purchases from the store;

and then continue on to

Woodside Cheese Wrights – Open 11:00am – 4:00pm daily. Visit to the Cheese Wrights at Woodside for tasting and information on cheese making in the region. Again, as with Melba's Chocolate Factory each person will be able to redeem \$5.00 off purchases at the shop.

MURRAY BRIDGE - HALF DAY

- Paddle Boats
- Bunyip
- Monarto
- The Round House
- Art Gallery
- Battle Arena/Laser Tag

HAHNDORF – HALF OR FULL DAY

- Beerenberg Farm Shop – Mt Barker Rd, Hahndorf
- Hahndorf Sweets – 54A Main Street, Hahndorf
- Menz Fruchocs – Shop 2, 80 Main Street, Hahndorf
- Udder Delight Cheese – 91a Main Street, Hahndorf

- Fudge Shop – 4/56 Mount Barker Road, Hahndorf
- Australian Opal Company – 30 Mt Barker Road, Hahndorf
- Hahndorf Antiques – 5/56 Main Street, Hahndorf
- Aboriginal Art – 48 Main Street, Hahndorf
- Leathersmith & Bush Gallery – 46 Main Street, Hahndorf
- 3 Wishes Candle Barn – A/54 Main Street, Hahndorf
- German Village Shop – 50 Main Street, Hahndorf
- Fairies in your Garden – 55 Main Street, Hahndorf
- Cutlers Cottage – 71 Main Street, Hahndorf
- Heraldry Cottage – 55 Main Street, Hahndorf
- Alpaca Shop – Shop 4, 60 Main Street, Hahndorf
- Hahndorf Inn – 35 Main Street, Hahndorf

FULL DAY TOURS

ADELAIDE DAY TRIP

A bus will take Leaders to Adelaide CBD for a day of self-propelled sightseeing. Some places of interest could include

- Botanic Gardens – open 7:15am to 7:00pm
- Adelaide Oval – tours from \$20.00
- State Library – open 10:00am – 6:00pm
- Adelaide Zoo – open 9:30am to 5:00pm. Cost from \$36.00
- Central Market – open 7:00am – 9:00pm
- Adelaide Casino – open 24 hours
- Festival Theatre
- Jam Factory – open 10:00am – 5:00pm
- Rundle Mall
- Victoria Square
- River Torrens Precinct
- China Town

Bookings are essential with a minimum of 30 and maximum of 45 passengers.

MONARTO ZOO - \$35.00

Available Tuesday 8th or Thursday 10th January 2019

A bus will take Leaders to Monarto and collect at 3:00pm in the afternoon.

Monarto Zoo is the biggest open-range zoo in Australia, and indeed one of the largest in the world, spanning more than 1,500 hectares and home to more than 50 species of exotic and native mammals, birds and reptiles. You can actually fit every major zoo in Australia in Monarto Zoo and still have land left over! Monarto Zoo is home to many of Africa's most impressive animals and also one of Australia's largest lion prides and giraffe herds. Monarto Zoo opened in 1983 as a breeding and pasture area. Since officially opening to the public in October 1993, Monarto Zoo is now home to more than 500 animals roaming in vistas as far as the eye can see. It's an escape from the city that immerses visitors in a natural safari-style setting. Bookings are essential with a minimum of 30 and maximum of 45 passengers.

WINERY DAY TRIP - LANGHORNE CREEK \$50

Visit to Bleasdale Winery at Langhorne Creek for a guided tour of the winery and tastings in the Cellar Door. We will also stock Bleasdale Wines at the Leaders Club Bar along with order forms should people wish to purchase to take home. Orders will be placed and collected the last day of the event, so they can be packed or alternatively orders can be shipped directly home at an additional cost of \$14.00 per 12 bottle case.

After Bleasdale, the bus will continue to Bremerton Winery also in Langhorne Creek for more tastings and a lunch. Again, Leaders can choose to place orders to be shipped home or we can arrange collection on the 11th to be packed ready to go. Lunch will be provided with some shared platters followed by specialty gourmet pizza and a glass of wine.

Bookings are essential with a maximum of 45 passengers per day.

67. LEADERS EVENTS

GILWELL REUNION

A get-together for all Woodbadge holders (members of the Gilwell Troop) – in the VIP Marquee at 8.00pm on Wednesday 8 January. A supper charge of \$10.00 applies. Confirmation of attendance to Simon Frederick, ACC Leader Development SA Branch by email to acc.ldrdev@sa.scouts.com.au by 6.00pm on 6th January.

LODGE MEETING - LODGE BADEN-POWELL

This meeting will be conducted at Murray Bridge on Thursday 10 January 2019 commencing at 7.00pm followed by dinner at a local hotel. Bus departs Jamboree Bus depot at 6.15 pm (TBC). Masonic Lodge members warmly welcomed. Confirmation of attendance please to Phill Rungie (phillrungie@internode.on.net) by 6pm on 9 January. Prepayment for the \$50.00 dinner to be made (in cash) at the Information Centre up to 6.00pm on Wednesday 9 January.

SPONSORS!

Please support the business that support the Jamboree.

MAJOR SPONSORS



GOLD SPONSORS



SILVER SPONSORS



BRONZE SPONSORS



FRIENDS OF SCOUTS

