



PATROL LEADER HANDBOOK

PRE-JAMBOREE CAMP

Troop:

Patrol Number:

Patrol Name:

Patrol Leader:

Meal Allocated as Duty Patrol:

1 TABLE OF CONTENTS

2	PATROL MEMBERS	3
3	PROGRAM	4
3.1	EVENING ENTERTAINMENT	5
3.2	FRAT TENT	5
3.3	BYC CHILL ZONE	5
3.4	WHOLE TROOP ACTIVITIES	6
3.5	PATROL CHOICE ACTIVITIES	7
3.5.1	ABSEILING	7
3.5.2	FLYING FOX	7
3.5.3	HIGH ROPES	7
3.5.4	SEARCH AND RESCUE	7
3.5.5	TUNNELS	8
3.5.6	CANOEING	8
3.5.7	COOKING	8
3.5.8	BALLISTA WAR	8
3.6	TROOP CODE	9
3.7	ACTIVITY LOCATIONS	10
3.8	JAMBOREE BRIEFING SESSIONS	10
4	OPERATIONS CENTRE	10
4.1	ACTIVITY SCHEDULE	11
5	MAP	12
5.1	BUMP-IN AND BUMP-OUT SCHEDULE	13
6	LATE ARRIVAL / EARLY DEPARTURE	14
7	TROOP SITES	14
8	WATER	14
9	SHOP	15
9.1	MERCHANDISE PRICE LIST	15
9.2	PANTRY PRICE LIST	16

2 PATROL MEMBERS

Write down the name of each member of your Patrol. Your Jamboree Troop Leader may provide some additional information about members of your Patrol to help you make sure they are safe and happy.

Name	Position	Home Troop	Special diet requirements	Medical details
	Patrol Leader			
	Assistant Patrol Leader			
	Scout			
	Scout			
	Scout			
	Scout			
	Scout			

3 PROGRAM

Eight sessions of scheduled activities will be held during the event. Each Scout will participate in the following activities:

- 1 Patrol Choice (MAC) activity: high ropes, tunnels, flying fox, abseiling or search and rescue
- 1 Patrol Choice (self-facilitated) activity: cooking, ballista wars or canoeing
- 1 Whole Troop activity (service): picnic table construction or orienteering upgrade
- 1 Whole Troop activity: colour run
- 1 Troop Time: market day
- 1 Troop Time: troop code
- 1 Troop Time: set up
- 1 Troop Time: pack up.

Day	Time	Activity	Location
Saturday	9:00am-11:00am	Bump-in and set up campsite	Campsites
	11:00am	Troops move to main arena	Main arena
	11:30am	Welcome Ceremony	Main arena
	1:30pm-3:00pm	Activity Session 1	Activity locations
	3:30pm-5:00pm	Activity Session 2	Activity locations
	5:00pm	Troop Leader meeting	Contingent HQ
	6:30pm-7:30pm	Contingent Council (all PLs to attend)	Contingent HQ
	6:30pm-10:00pm	Evening entertainment	Various
	10:30pm	Camp quiet time	Campsites
Sunday	8:00am-8:30am	Troop Council	Troop sites
	9:00am-10:30am	Activity Session 3	Activity locations
	11:00am-12:30pm	Activity Session 4	Activity locations
	1:30pm-3:00pm	Activity Session 5	Activity locations
	3:30pm-5:00pm	Activity Session 6	Activity locations
	5:00pm	Troop Leader meeting	Contingent HQ
	6:30pm-7:30pm	Contingent Council (all PLs to attend)	Contingent HQ
	6:30pm-10:00pm	Evening entertainment	Various
	10:30pm	Camp quiet time	Campsites
Monday	8:00am-8:30am	Troop Council	Troop sites
	9:00am-10:30am	Activity Session 7	Activity locations
	11:00am-12:30pm	Activity Session 8	Activity locations
	1:30pm	Troops move to main arena	Main arena
	2:00pm-2:30pm	Closing ceremony	Main arena
	3:00pm-6:00pm	Troops bump-out as per schedule	Campsites
	3:00pm-4:00pm	Jamboree briefing session 1 (optional)	Various
	5:00pm-6:00pm	Jamboree briefing session 2 (optional)	Various

3.1 ACTIVITY SELECTIONS

You need to choose two Patrol Choice Activities for your Patrol. Choose them at Contingent Council on 6:30pm on Saturday. Write your selections in the table below!

	Day	Time	Activity selected (circle)
Patrol Choice Activity (MAC)			Abseiling Flying fox High Ropes Search & Rescue Tunnels
Patrol Choice Activity			Ballista War Canoeing Cooking

3.2 EVENING ENTERTAINMENT

Location	Main Arena (BBW1)	Two Gum Oval	Contingent HQ (TET4)
Time	7:00pm	8:00pm	8:00pm
Saturday	Dance party	Movie: Home Alone	Wide game
Sunday	Dance party	Movie: A Wrinkle in Time	Wide game

3.3 FRAT TENT

Overview:	Drop into the Frat Tent to try your hand at heaps of mini-activities. Verse members of your Patrol at Ping-Pong. Chill out with a game of cards. Get crafty and create your own friendship bracelet.
Location:	Corner of Governor's Drive and Kim's Track.
What to bring:	– Daypack with lunch, snacks, filled water bottle, sunscreen, hat, rain jacket, and personal first aid kit.
Opening times	– Saturday: 1.30pm till 5:00pm; 7:00pm till 9:30pm – Sunday: 8:30pm till 12:30pm; 1:30pm till 5:00pm; 7:00pm till 9:30pm – Monday: 8:30pm till 12:30pm

3.4 BYC CHILL ZONE

Overview:	Visit the Branch Youth Council to chat about the future of Scouting! Learn about how you can get involved – there might even be free lollies! Plus we've got beanbags!
Location:	Contingent HQ (site TET4).
What to bring:	– Daypack with lunch, snacks, filled water bottle, sunscreen, hat, rain jacket, and personal first aid kit.

3.5 WHOLE TROOP ACTIVITIES

Colour Run

Overview:	Get colourful! Win the challenge by getting through the obstacle course without getting colour-bombed!
Meeting place:	Confidence Course (Colour Run A) OR Blind Trail (Colour Run B) Note: check Activity Schedule to see where your Troop should go.
What to bring:	<ul style="list-style-type: none">– Daypack with snacks, filled water bottle, sunscreen, hat, rain jacket, and personal first aid kit.– Wear old clothes for this activity – your clothing will get dirty.– Make sure your Leaders are dressed to get involved too!

Service Activity A: Construct a Table!

Overview:	Get your building skills on! Help construct some brand-spanking new picnic tables for Manjedal Activities Centre. This is also a great chance for you to build up some service hours for your Pioneer Citizenship badge!
Meeting place:	Q-Store near BBW1
What to bring:	<ul style="list-style-type: none">– Daypack with snacks, filled water bottle, sunscreen, hat, rain jacket, and personal first aid kit.

Service Activity B: Orienteering Revival!

Overview:	Help us revive the Manjedal Orienteering course! Race around the site to collect orienteering markers, and then paint them with your very own AJ2019 Troop theme. This is also a great chance for you to build up some service hours for your Pioneer Citizenship badge!
Meeting place:	Outdoor shelter near Youth Centre
What to bring:	<ul style="list-style-type: none">– Daypack with snacks, filled water bottle, sunscreen, hat, rain jacket, and personal first aid kit.

3.6 PATROL CHOICE ACTIVITIES

Each Patrol gets to choose two Patrol Choice activities. Chat with your patrol to decide which activities you will choose. Patrol Leaders will book two Patrol Choice activities during Contingent Council at Contingent HQ at 6:30pm on Saturday. Each Patrol will complete:

- 1 Patrol Choice (MAC) activity: high ropes OR tunnels OR flying fox OR abseiling OR search and rescue.
- 1 Patrol Choice activity: cooking OR ballista war OR canoeing.

3.6.1 ABSEILING

Overview:	Descend our 15-metre abseiling tower, sheer face and overhang for that personal thrill and self-achievement.
Meeting place:	Abseiling Tower, Two Gum Oval.
What to bring:	– Daypack with lunch, snacks, filled water bottle, sunscreen, hat, rain jacket, and personal first aid kit.

3.6.2 FLYING FOX

Overview:	Speed along our Aerial Runway, 240 metres of cable from one side of the valley to the other, up to 20 metres above ground. Day or night.
Meeting place:	Flying Fox.
What to bring:	– Daypack with lunch, snacks, filled water bottle, sunscreen, hat, rain jacket, and personal first aid kit.

3.6.3 HIGH ROPES

Overview:	Test your sense of balance on our 14-element course while you tackle challenges at least 8 metres off the ground. Due to the design of the course participants have a choice of which elements to tackle, in small groups of 3.
Meeting place:	High Ropes Course, Two Gum Oval.
What to bring:	– Daypack with lunch, snacks, filled water bottle, sunscreen, hat, rain jacket, and personal first aid kit.

3.6.4 SEARCH AND RESCUE

Overview:	Using team work, map reading, and communication via radios groups must find all of the articles relating to a given scenario.
Meeting place:	High Ropes Course, Two Gum Oval.
What to bring:	– Daypack with lunch, snacks, filled water bottle, sunscreen, hat, rain jacket, and personal first aid kit.

3.6.5 TUNNELS

Overview:	Experience the thrill of caving in our underground tunnels. Wear light long sleeved clothing and bring a torch.
Meeting place:	Tunnels
What to bring:	<ul style="list-style-type: none">– Daypack with lunch, snacks, filled water bottle, sunscreen, hat, rain jacket, and personal first aid kit.– Wear long sleeved clothing (pants and shirt).– Torch.

3.6.6 CANOEING

Overview:	Paddle away on the still waters of Lake Jones for a peaceful drift or learn to canoe. Challenge other Patrols is a bunch of on-water games.
Meeting place:	Lake Jones
What to bring:	<ul style="list-style-type: none">– Daypack with lunch, snacks, filled water bottle, sunscreen, hat, rain jacket, and personal first aid kit.– Clothes you can get wet.– Towel.– Wet shoes (shoes you can get wet).

3.6.7 COOKING

Overview:	Can you cook the best camp pizza? Sharpen up on your Masterchef skills and be ready to cook for your life at Jamboree.
Meeting place:	Site GD2.
What to bring:	<ul style="list-style-type: none">– Daypack with lunch, snacks, filled water bottle, sunscreen, hat, rain jacket, and personal first aid kit.– All Scouts must bring their Dilly Bag / Mess Kit.

3.6.8 BALLISTA WAR

Overview:	Build the best ballista – then, atttttaaaack!!! Take out other Patrols as your fire your carefully crafted medieval ballista. Test out those teamwork skills to ensure your working as a tip-top team before you even arrive at Tailem Bend!
Meeting place:	Site BBW2.
What to bring:	<ul style="list-style-type: none">– Daypack with lunch, snacks, filled water bottle, sunscreen, hat, rain jacket, and personal first aid kit.

3.7 TROOP CODE

A Troop Code is a way of expressing how members of members of the Troop are going to act, what acceptable behaviour is, and how the Troop will operate. Every Jamboree Troop should have a Troop Code developed by its members. You've got time allocated to create your Troop Code this weekend!

A Troop Code is about:

- How we treat ourselves and each other
- Respecting our environment
- Looking after possessions and property – both ours and everyone else's.

In many ways, it's how we live by the Scout Promise & Motto!

How to Develop Your Troop Code

Plan:

- Read through these instructions; make sure you understand all of it.
- Decide how you're going to break up the task and make sure the leaders of each small group know what they're doing (Patrol Leaders).

Do:

- Patrols meet and discuss the Scout Code. They should cover the key areas that are important to them and draft ideas for inclusion in the whole Troop's Code. Make sure that everyone has the opportunity to provide input.
- A foundation for the discussion could be based around the Scout Promise and Law.
- It may help to think about grouping your thoughts into 'What We Do' and 'What We Don't Do', but remember that it is up to you how you present your Scout Code. Would pictures help? Does your constitution already have a helpful basis you could start from? There are no right or wrong ways to do this!

Review:

- The Troop Council then comes together to collate all of the teams' feedback. Don't forget, it's hard to follow a document that is too long or hard to remember! Make sure that your Scout Code covers the key areas:
 - respecting each other
 - building resilience against bullying and harassment
 - the environment, and
 - possessions / property.
- Present the document back to the whole Troop and make sure everyone is happy with what is included.
- Have everyone, including the Leaders, sign the Code to say that they will live by it.
- Display your Troop Code up on your Troop bulletin board for everyone to see!

3.8 ACTIVITY LOCATIONS

Activity	Location
BYC Chill Zone	Contingent HQ (TET4)
Evening entertainment – wide game	Meet at Contingent HQ (TET4)
Evening entertainment – movie	Two Gum Oval
Evening entertainment – dance party	Main Arena (BBW1)
Closing ceremony	Main Arena (BBW1)
Colour Run A	Confidence Course
Colour Run B	Blind Trail
Contingent Council	Contingent HQ (TET4)
Patrol Choice – Canoeing Base	Lake Jones
Patrol Choice – Cooking Base	GD2
Patrol Choice – Ballista War Base	BBW2
Patrol Choice – Search and Rescue	East side
Patrol Choice – Abseiling	Two Gum Oval
Patrol Choice – High Ropes	Adjacent to Two Gum Oval
Patrol Choice – Tunnels	Tunnels
Patrol Choice – Flying Fox	Flying fox
Service A (Picnic Tables)	Q-Store near BBW1
Service B (Orienteering)	Youth Centre Outdoor Shelter
Shop	Contingent HQ (TET4)
Sub-Camp Frat Tent	Corner Kim's Track and Governor's Drive
Welcome ceremony	Main Arena (BBW1)

3.9 JAMBOREE BRIEFING SESSIONS

Some Jamboree Troops have opted to host a Jamboree briefing session on-site at Manjedal Activities Centre following conclusion of the Pre-Jamboree Camp. The idea is to make sure your parents have all the info they need to support your Jamboree adventure.

Details of times and locations for parent briefing sessions are available in section [9.1].

Your Jamboree Troop Leader will provide you with more information if your Troop is having a briefing session.

4 OPERATIONS CENTRE

An operations centre will be established at **Contingent Headquarters** on site **TET4** and be attended by a member of the Event Team from 0600 till 2230 during the entire event. The centre will provide the following:

- First aid
- Administration
- Security and emergency response coordination
- Communications with event organisers, staff and volunteers
- Map of the site showing the location of activities
- Detailed information about the event and its activities.

4.1 ACTIVITY SCHEDULE

Troop	Session 1 Saturday 1330-1500	Session 2 Saturday 1530-1700	Session 3 Sunday 0900-1030	Session 4 Sunday 1100-1230	Session 5 Sunday 1330-1500	Session 6 Sunday 1530-1700	Session 7 Monday 0900-1030	Session 8 Monday 1100-1230
A430	Colour Run A	Troop Time Set Up	Patrol Choice Activity (Mac)	Troop Time Market Day	Troop Code	Patrol Choice Activity	Whole Troop Service A	Troop Time Pack Down
A434	Troop Time Set Up	Colour Run A	Troop Time Market Day	Patrol Choice Activity (Mac)	Whole Troop Service A	Troop Code	Patrol Choice Activity	Troop Time Pack Down
A321	Troop Time Set Up	Whole Troop Service A	Colour Run A	Troop Time Market Day	Patrol Choice Activity (Mac)	Troop Code	Troop Time Pack Down	Patrol Choice Activity
A542	Troop Code	Troop Time Set Up	Whole Troop Service A	Colour Run A	Troop Time Market Day	Patrol Choice Activity (Mac)	Patrol Choice Activity	Troop Time Pack Down
B219	Troop Time Set Up	Troop Time Market Day	Patrol Choice Activity	Whole Troop Service A	Colour Run A	Troop Code	Patrol Choice Activity (Mac)	Troop Time Pack Down
B221	Troop Code	Troop Time Set Up	Troop Time Market Day	Patrol Choice Activity	Whole Troop Service B	Colour Run A	Troop Time Pack Down	Patrol Choice Activity (Mac)
B324	Troop Time Set Up	Troop Time Market Day	Patrol Choice Activity (Mac)	Troop Code	Patrol Choice Activity	Whole Troop Service A	Colour Run A	Troop Time Pack Down
B437	Troop Time Set Up	Troop Code	Whole Troop Service B	Patrol Choice Activity (Mac)	Troop Time Market Day	Patrol Choice Activity	Troop Time Pack Down	Colour Run A
C322	Colour Run B	Troop Time Set Up	Patrol Choice Activity	Troop Time Market Day	Patrol Choice Activity (Mac)	Troop Code	Whole Troop Service B	Troop Time Pack Down
C330	Troop Time Set Up	Colour Run B	Troop Time Market Day	Patrol Choice Activity	Troop Code	Patrol Choice Activity (Mac)	Troop Time Pack Down	Whole Troop Service A
C772	Troop Time Set Up	Whole Troop Service B	Colour Run B	Troop Time Market Day	Patrol Choice Activity	Troop Code	Patrol Choice Activity (Mac)	Troop Time Pack Down
D319	Whole Troop Service A	Troop Time Set Up	Troop Time Market Day	Colour Run B	Troop Code	Patrol Choice Activity	Troop Time Pack Down	Patrol Choice Activity (Mac)
D424	Troop Time Set Up	Troop Time Market Day	Patrol Choice Activity (Mac)	Whole Troop Service B	Colour Run B	Troop Code	Patrol Choice Activity	Troop Time Pack Down
D432	Whole Troop Service B	Troop Time Set Up	Troop Time Market Day	Patrol Choice Activity (Mac)	Troop Code	Colour Run B	Troop Time Pack Down	Patrol Choice Activity
D540	Troop Time Set Up	Troop Code	Patrol Choice Activity	Troop Time Market Day	Patrol Choice Activity (Mac)	Whole Troop Service B	Colour Run B	Troop Time Pack Down

See printed version (distributed to all PLs onsite at camp).

5.1 BUMP-IN AND BUMP-OUT SCHEDULE

Troop	Jamboree Troop Leader	Site	Youth PAX	Bump-in		Bump-out		Parent Briefing Time^	Parent Parking Location	Briefing Location
				Day	Time	Day	Time			
A321	Grant Leane	GD6	36	FRI	1800	MON	1600	1500	Youth Centre	Youth Centre Dining Hall
A430	Toby Blyth	GD4	36	SAT	0900	MON	1700	-	-	-
A434	Joanne Norton	KT3	10	FRI	1900	MON	1430	1230	Gilwell	Gilwell Meeting Room
			26	SAT	0900					
A542	Chris Barugh	GD3	35	FRI	1800	MON	1500	-	-	-
B219	Jennifer Pitcher	GD7	36	FRI	1900	MON	1600	1500	Gilwell	Gilwell Q Store
B221	Daniel Wyatt	GD9	36	SAT	1000	MON	1700	-	-	-
B324	Scott McMahon	GD5	36	SAT	1000	MON	1800	1700	Gilwell	Gilwell Dining Room
B437	Mark Thompson	KT4	30	FRI	1900	MON	1600	1500	Youth Centre	Gilwell Meeting Room
			6	SAT	0900					
C322	Brett Chivers	NW1	36	SAT	0900	MON	1700	-	-	-
C330	Glen Wilkinson	NW2	15	FRI	1700	MON	1500	-	-	-
			21	SAT	1000					
C772	Stephen Davies	NW3	36	SAT	0900	MON	1700	-	-	-
D319	Brian Macauley	TET3	34	FRI	1800	MON	1600	1500	Gilwell	Gilwell Dining Hall
D424	Michael Mavrick	TET1	10	FRI	1800	MON	1500	-	-	-
			26	SAT	1000					
D432	Dania Carson	TET2	36	FRI	1700	MON	1600	-	-	-
D540	Owen Carter	GD8	36	FRI	1700	MON	1500	-	-	-
Venturer	Leslie Schryver	TET7	16	SAT	1000	MON	1600	-	-	-

^Parent briefing sessions START at the time indicated. Parents should arrive and park up to 30 mins beforehand (e.g. 1430 and 1630)

Service and Activity Leaders not attached to a Troop can arrive any time before 1000 on Saturday and depart from 1500 on Monday. Parking is at KT1 and KT2.

6 LATE ARRIVAL / EARLY DEPARTURE

All Contingent members arriving late or departing early must sign in / out at Contingent HQ.

Parents dropping Scouts off later or collecting Scouts early should follow this process:

- Park at the main gate.
- Walk to Contingent HQ – campsite TET4.
- Contingent HQ will contact Troop Leader via radio that parent is dropping Scout off or is here to collect Scout.

7 TROOP SITES

Jamboree Troop Leaders shall manage all campsite safety. Campfires are permitted in contained fireplaces located on each campsite.

Troops have been allocated to campsites as per the schedule below.

Troop	Jamboree Troop Leader	Site
A321	Grant Leane	GD6
A430	Toby Blyth	GD4
A434	Joanne Norton	KT3
A542	Chris Barugh	GD3
B219	Jennifer Pitcher	GD7
B221	Daniel Wyatt	GD9
B324	Scott McMahon	GD5
B437	Mark Thompson	KT4
C322	Brett Chivers	NW1
C330	Glen Wilkinson	NW2
C772	Stephen Davies	NW3
D319	Brian Macauley	TET3
D424	Michael Mavrick	TET1
D432	Dania Carson	TET2
D540	Owen Carter	GD8

8 WATER

It is normal protocol for leaders of youth to warn of the effects of dehydration. As the event is in September, weather conditions are anticipated to be mild.





Potable water is supplied to every campsite and water will be supplied at every activity site.


9 SHOP

Come check out the on-site shop! We've got awesome ex-Jamboree merchandise for you to buy, as well as some tasty snacks available at the Pantry. The shop is cash-only. The Pantry will be open from 7:00pm till 9:00pm each night.

The shop is located at Contingent HQ, on site TET4.

9.1 MERCHANDISE PRICE LIST

	<p>Sea to Summit - Tek Towel - Large (60x120cm) Microfibre Towel (Packed in black container) RRP\$34.95</p>	<p>\$20.00</p>
	<p>Shirt - AJ2010 - Scouts WA - Black / Yellow - Size 2XL</p>	<p>\$10.00</p>
	<p>Shirt - AJ2010 - Scouts WA - Black / Yellow - Size K10</p>	<p>\$10.00</p>
	<p>Shirt - AJ2013 - Scouts WA - Black / Yellow - Size 2XL</p>	<p>\$10.00</p>
	<p>Shirt - AJ2013 - Scouts WA - Black / Yellow - Size 3XL</p>	<p>\$10.00</p>
	<p>Shirt - AJ2013 - Scouts WA - Black / Yellow - Size K14</p>	<p>\$10.00</p>
	<p>Shirt - AJ2013 - Scouts WA - Black / Yellow - Size K16</p>	<p>\$10.00</p>
	<p>Shirt - AJ2016 - Cataract Scout Park NSW - Turquoise / Purple - Size K12</p>	<p>\$15.00</p>
	<p>Shirt - AJ2016 - Cataract Scout Park NSW - Turquoise / Purple - Size K14</p>	<p>\$15.00</p>
	<p>Shirt - AJ2016 - Cataract Scout Park NSW - Turquoise / Purple - Size K16</p>	<p>\$15.00</p>
	<p>Shirt - AJ2016 - Cataract Scout Park NSW - Turquoise / Purple - Size S</p>	<p>\$15.00</p>

	Shirt - AJ2016 - WA Contingent Shirt (with Swans) - Turquoise - Size 2XL	\$15.00
	Shirt - AJ2016 - WA Contingent Shirt (with Swans) - Turquoise - Size 5XL	\$15.00
	Shirt - AJ2016 - WA Contingent Shirt (with Swans) - Turquoise - Size K12	\$15.00
	Shirt - AJ2016 - WA Contingent Shirt (with Swans) - Turquoise - Size K14	\$15.00
	Shirt - AJ2016 - WA Contingent Shirt (with Swans) - Turquoise - Size K16	\$15.00
	Shirt - AJ2016 - WA Contingent Shirt (with Swans) - Turquoise - Size M	\$15.00
	Shirt - AJ2016 - WA Contingent Shirt (with Swans) - Turquoise - Size S	\$15.00
	Shirt - AJ2016 - WA Contingent Shirt (with Swans) - Turquoise - Size XL	\$15.00
	Scouts WA Day Packs	\$15.00
	Travel Bags - AJ2013	\$50.00
	Playing Cards	\$5.00
	Travel Bags - AJ2013	\$50.00
	Travel Mugs - AJ2010	\$10.00
	Travel Mugs - AJ2013	\$10.00
	Camelbak Bladders RRP \$59.00	\$30.00
	Camelbak Packs	\$35.00

9.2 PANTRY PRICE LIST

Le Snak Dip & Crackers Cheddar Cheese	\$1.00
Fun Mix Variety Potato Chips	\$1.00
Red Rock Deli Potato Chips variety	\$1.00
Original Popcorn	\$0.50
Original Pretzels	\$0.50
Golden Circle Fruit Drink Box 250mL Variety	\$1.00
Fruit Drink Box 250mL variety	\$1.00
Mini Lollipops variety	\$0.20
Bags of various lollies (Allens & The Natural Confectionary Co.)	\$0.50
Soft Drinks	\$1.00